

AVAILABLE

Homesite 46:

2015 Sea Canyon Lane
Wilmington, NC 28403

Lot Dimensions^(a):

50 Feet x 190 Feet

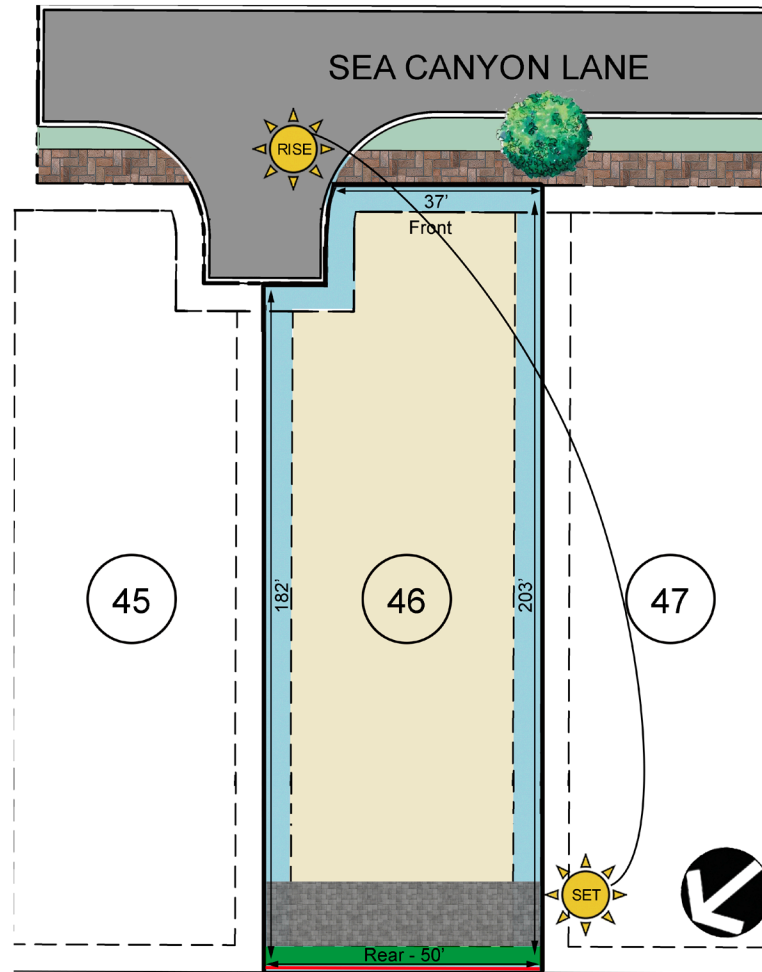
Lot Size^(b):

9,925 SF
0.23 Acres









Setbacks:

Front 5'
Side 5'
Rear 5'

Access: Front Entry



Legend:

-  Property Line
-  Setback Area
-  Build Area
-  Sidewalk
-  Landscaping
-  Landscape Buffer
-  Permeable Paver Driveway
-  Fence

^(a) See recorded plat for precise lot dimensions.

^(b) See recorded plat for lot specific area, setbacks, deed restrictions, etc.

*Specifications subject to change without notice.