

**AVAILABLE**

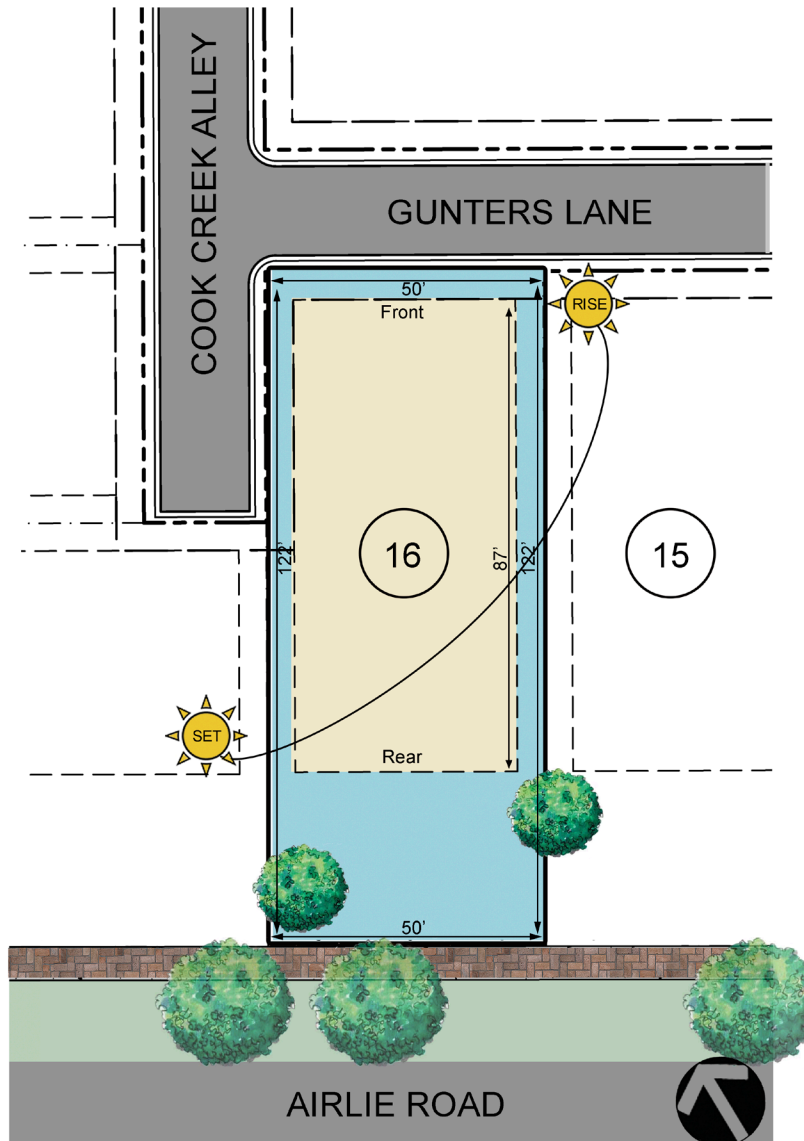
Homesite 16:  
329 Airlie Road  
Wilmington, NC 28403

Lot Dimensions<sup>(a)</sup>:  
50 Feet x 122 Feet









Lot Size<sup>(b)</sup>:  
6,070 SF  
0.14 Acres

Setbacks:  
Front 5'  
Side 5'  
Rear 30'

Access: Rear Entry



Legend:

-  Property Line
-  Setback Area
-  Build Area
-  Sidewalk
-  Landscaping
-  Landscape Buffer
-  Permeable Paver Driveway
-  Fence

<sup>(a)</sup> See recorded plat for precise lot dimensions.

<sup>(b)</sup> See recorded plat for lot specific area, setbacks, deed restrictions, etc.

\*Specifications subject to change without notice.